
	Standard No.	MODEL	NAME	REV.	PAGE
	PL-LCDM4000-002	LCDM-4000	Product Spec.	1.02	1 OF 7

Product Specification

MODEL : LCDM-4000
REV. : 1.02
DATE : 2005. 11.23






	Standard No.	MODEL	NAME	REV.	PAGE
	PL-LCDM4000-002	LCDM-4000	Product Spec.	1.02	2 OF 7

Revision History

Ver.	Date	Content		Manager
		Cause of Revision	Details	
1.01 1.02	2005.05.01 2005.11.23	Released Rated consuming current		




	Standard No.	MODEL	NAME	REV.	PAGE
	PL-LCDM4000-002	LCDM-4000	Product Spec.	1.02	3 OF 7

Contents

1. Preview		4
2. Features		4
3. Main Specification		4
4. Layout		5
5. Connector Spec.		6
5-1 Power Connector		6
5-2 Communication Connector		6
5-3 Serial Communication Spec.		6
6. Dip Switch Assignment		7



	Standard No.	MODEL	NAME	REV.	PAGE
	PL-LCDM4000-002	LCDM-4000	Product Spec.	1.02	4 OF 7

1. Preview

LCDM-4000 is the cash-dispensing unit that can be applied to ATM and notes exchanger for retail market. The main function is to dispense the exact number of banknotes in the cassette by a customer's request and to transfer to the customer automatically.


2. Features

- To separate notes by friction rollers
- To prevent from double dispensing case by mechanical double detect mechanism
- To implement mold guides and paths to minimize jam occurrence
- To maximize convenience in maintenance or clearing by opening guide structure
- To realize so compact and slim size to be easily applied to even small space
- To speed at a rate of 4 notes/sec
- To dispense 4 denomination
- After power failure, bills on the path are rejected to reject tray when power turns on again (Auto Reject Function)

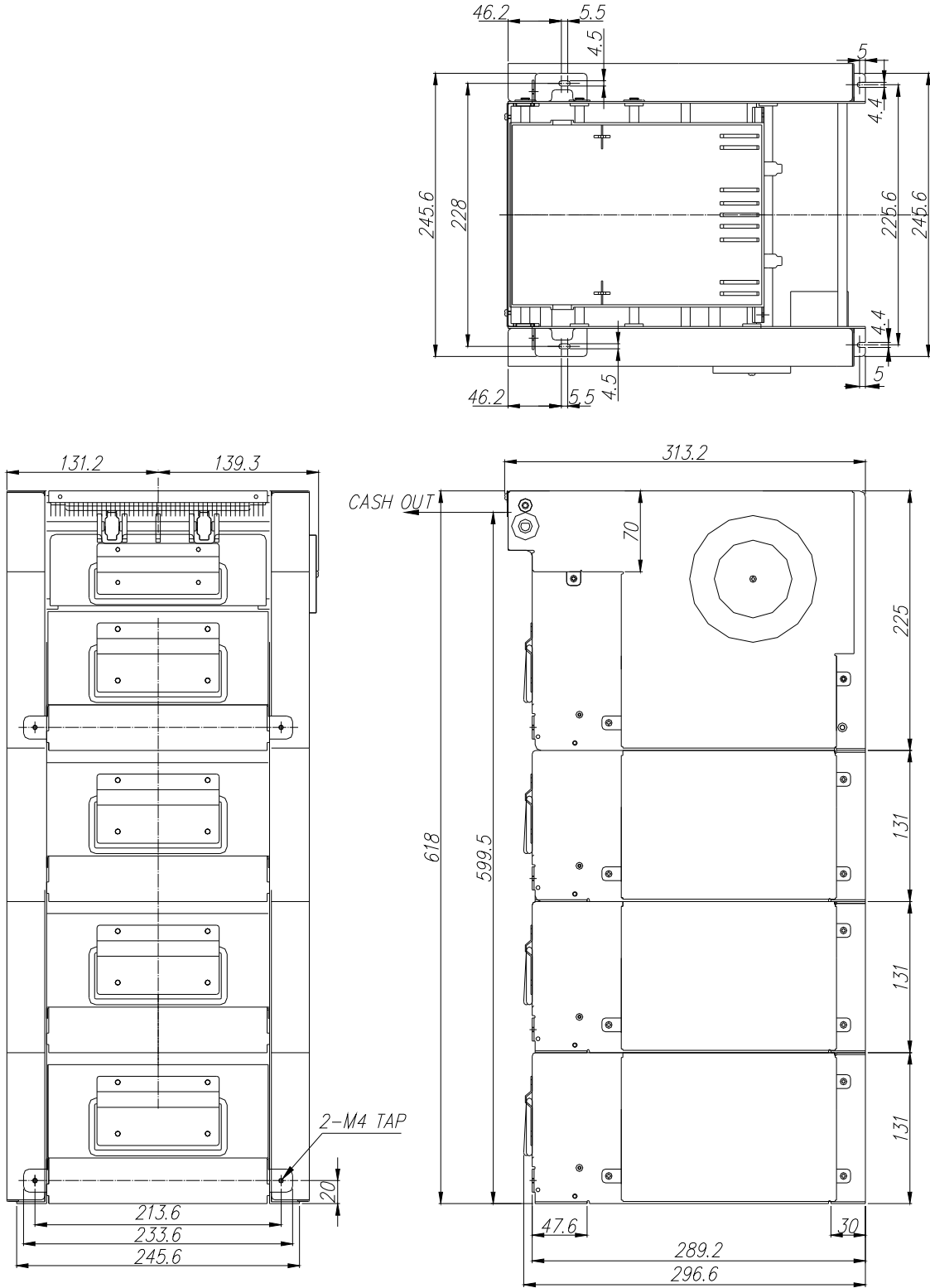
3. Main Specification

1. Denomination	4 Denomination
2. Cassette Capacity	approx. 1,000 notes (123mm)
3. Dispensing Speed	4 notes/sec
4. Usable Note Size	Width: 100 ~ 162mm Height: 62 ~ 78mm
5. Double Feeding Detection	Mechanical type
6. Reject Capacity	About 30 notes
7. Access Type	Front Access Type
8. Dimension (unit: mm)	310.2(D) x 618(H) x 270.5(W)
9. Near-end detection (Option)	About 10 ~ 30 notes (by setting dip switch, refer to Chapter 6)
10. Interface	RS 232C
11. Rated Voltage	DC24V±10%
12. Rated Consuming Current	Load current, continuous MIN - 0.16A MAX - 4.1A Load current, peak Max - 5.4A
13. Operation Temperature	+ 5°C ~ +40°C
14. Storage Temperature	-10°C ~ +60°C
15. Operation Humidity	20% ~ 80% RH
16. Storage Humidity	10% ~ 90% RH




	Standard No.	MODEL	NAME	REV.	PAGE
	PL-LCDM4000-002	LCDM-4000	Product Spec.	1.02	5 OF 7

4. Layout



(210mm × 297mm)



	Standard No.	MODEL	NAME	REV.	PAGE
	PL-LCDM4000-002	LCDM-4000	Product Spec.	1.02	6 OF 7

5. Connector Spec.

5-1 Power Connector

The power connector is positioned at the bottom of the main controller.
 Connector on Controller : MOLEX 5566VWO-02
 Matching Connector : MOLEX 5557D-02

PIN No.	NAME
1	+24V
2	GND

5-2 Communication Connector


The communication connector is positioned at the bottom of main controller.
 It is 9-way and D-type connector.

PIN NO.	NAME	FUNCTION
1		Not Used
2	RXD	Received Data
3	TXD	Transmitted Data
4		Not Used
5	GND	System Gnd
6		Not Used
7		Not Used
8		Not Used
9		Not Used

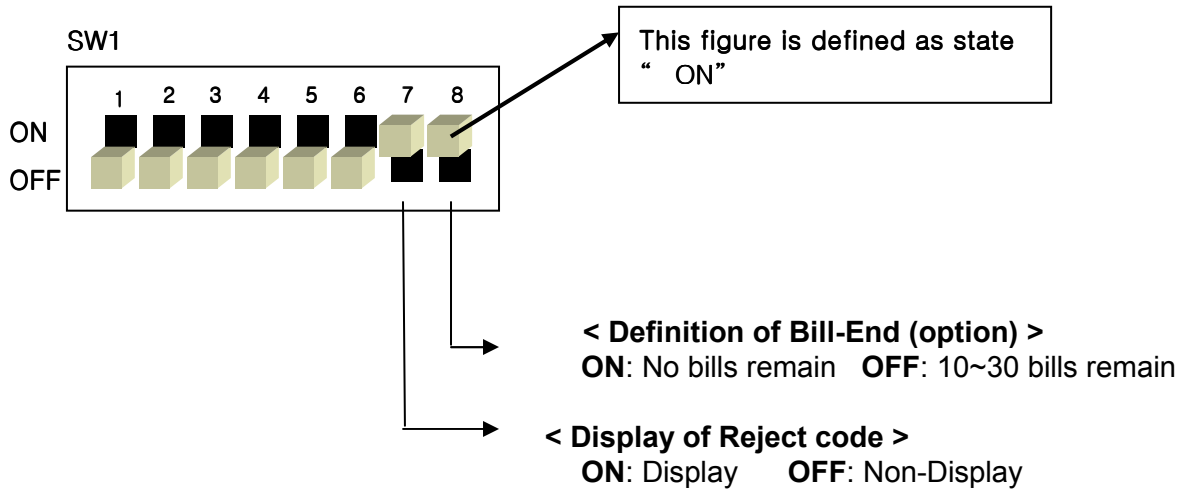
5-3 Serial Communication Spec.

Baud rate	9600 bps
Data bits	8 bits
Parity	No parity
Stop bits	1 stop bit



	Standard No.	MODEL	NAME	REV.	PAGE
	PL-LCDM4000-002	LCDM-4000	Product Spec.	1.02	7 OF 7

6. Dip Switch Assignment



CAUTION !

Please push the reset switch(S4) after changing the Dip Switch