
	<b>DOC NO</b>	<b>MODEL</b>	<b>NAME</b>	<b>REV.</b>	<b>PAGE</b>
	PL-ECDM0100-02	ECDM-100	Product Specification	1.1	1 of 9

# Product Specification

MODEL : ECDM-100  
REV. : 1.1  
DATE : 2006. 04. 03

 **PULOON Technology Inc.**




	<b>DOC NO</b>	<b>MODEL</b>	<b>NAME</b>	<b>REV.</b>	<b>PAGE</b>
	PL-ECDM0100-02	ECDM-100	Product Specification	1.1	2 of 9

## Revision History

Ver.	DATE	Item		Name
		Title	Details	
1.0	2006.03.08	Released		H. H. SO
1.1	2006.04.03	Contants Change	Current specification change.	H. H. SO




	<b>DOC NO</b>	<b>MODEL</b>	<b>NAME</b>	<b>REV.</b>	<b>PAGE</b>
	PL-ECDM0100-02	ECDM-100	Product Specification	1.1	3 of 9

# Contents

<b>1</b>	<b>Preview and Features</b>	<b>4</b>
1.1	Preview	4
1.2	Features	4
<b>2</b>	<b>Specifications</b>	<b>5</b>
2.1	General Specifications	5
2.2	Electrical Features	5
2.3	Operation Environment	5
<b>3</b>	<b>Layout</b>	<b>6</b>
<b>4</b>	<b>Connector Specifications</b>	<b>7</b>
4.1	Power Connector	7
4.2	Communication Connector	7
4.3	Serial Communication Specifications	8
4.4	Dip Switch Assignment	9



	DOC NO	MODEL	NAME	REV.	PAGE
	PL-ECDM0100-02	ECDM-100	Product Specification	1.1	4 of 9

## 1 Preview and Features


### 1.1 Preview

ECDM-100 is the cash-dispensing unit that can be applied to ATM and notes exchanger for retail market. The main function is to dispense the exact number of banknotes in the cassette by a customer's request and to transfer to the customer automatically.

### 1.2 Features

- 1) To separate notes by friction rollers
- 2) To prevent from double dispensing case by mechanical double detect mechanism
- 3) To implement mold guides and paths to minimize jam occurrence
- 4) To maximize convenience in maintenance or clearing by opening guide structure
- 5) To realize compact and slim size so as to be applied to even small space
- 6) To speed at a rate of 4 notes/sec
- 7) After power failure, bills on the path are rejected to reject cassette when power turns on again (Auto Reject Function)



	<b>DOC NO</b>	<b>MODEL</b>	<b>NAME</b>	<b>REV.</b>	<b>PAGE</b>
	PL-ECDM0100-02	ECDM-100	Product Specification	1.1	5 of 9

## 2 Specifications

### 2.1 General Specifications

2.1.1	Denomination	1 Denomination
2.1.2	Cassette Capacity	214mm
2.1.3	Dispensing Speed	4 notes/sec
2.1.4	Usable Note Size	Width : 100 ~ 162mm Height: 62 ~ 78mm
2.1.5	Double Feeding Detection	Mechanical type
2.1.6	Reject Capacity	About 50 notes
2.1.7	Access Type	Front Access Type
2.1.8	Dimension (unit: mm)	270.5(W) x 225(H) x 420(D)
2.1.9	Interface	RS 232C
2.1.10	Near-end Detection (Selectable, Refer to Chapter 4.4 )	
	1) Near-end Disabled	All notes are dispensed until Bill-end.
	2) Near-end Enabled	50 or 150 notes* will be left and it stops.
	* The remaining amount will be decided to the position of Near-end sensor.	


### 2.2 Electrical Features

2.2.1	Rated Voltage	DC24V±10%
2.2.2	Rated Consuming Current	
	- Standby Status	160 mA
	- Average Current, continuous	2600mA
	- Average Current, peak	5000mA

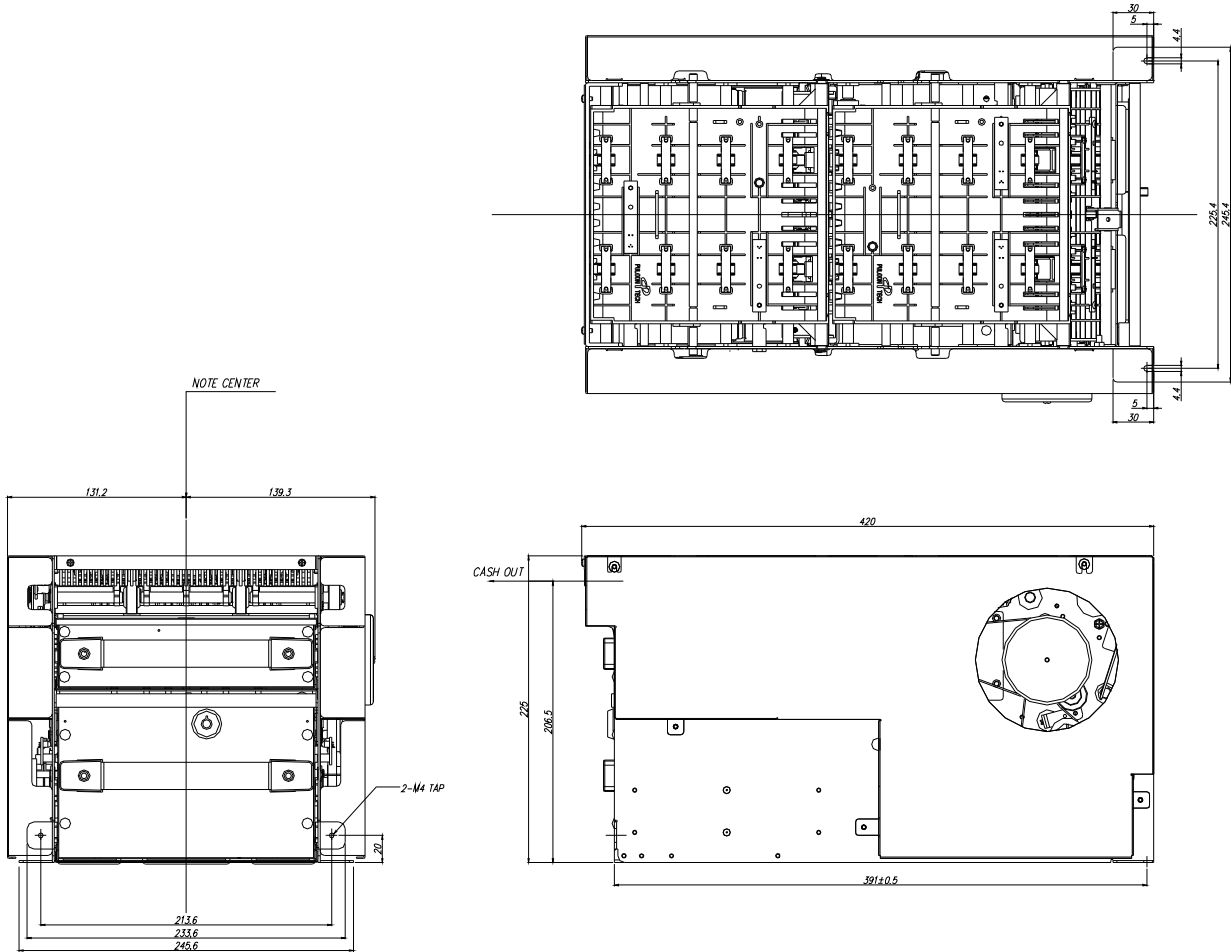
### 2.3 Operation Environment

2.3.1	Operation Temperature	+ 5℃ ~ +40℃
2.3.2	Storage Temperature	-10℃ ~ +60℃
2.3.3	Operation Humidity	20% ~ 80% RH
2.3.4	Storage Humidity	10% ~ 90% RH




	DOC NO	MODEL	NAME	REV.	PAGE
	PL-ECDM0100-02	ECDM-100	Product Specification	1.1	6 of 9

### 3 Layout





	<b>DOC NO</b>	<b>MODEL</b>	<b>NAME</b>	<b>REV.</b>	<b>PAGE</b>
	PL-ECDM0100-02	ECDM-100	Product Specification	1.1	7 of 9

## 4 Connector Specifications

### 4.1 Power Connector

The power connector is positioned at the bottom of the ECDM-100 main Controller.

Connector on Controller : MOLEX 5566VWO-02

Matching Connector : MOLEX 5557D-02


Pin No	Function
1	+24V
2	GND

### 4.2 Communication Connector

The communication connector is positioned at the bottom of the ECDM MAIN Controller PCB. It is 9-way and D-type connector.

Pin No	Name	Function
1		Not used
2	RXD	Received data
3	TXD	Transmitted data
4		Not used
5	GND	System ground
6		Not used
7		Not used
8		Not used
9		Not used
10		Not used



	<b>DOC NO</b>	<b>MODEL</b>	<b>NAME</b>	<b>REV.</b>	<b>PAGE</b>
	PL-ECDM0100-02	ECDM-100	Product Specification	1.1	8 of 9

### 4.3 Serial Communication Specifications

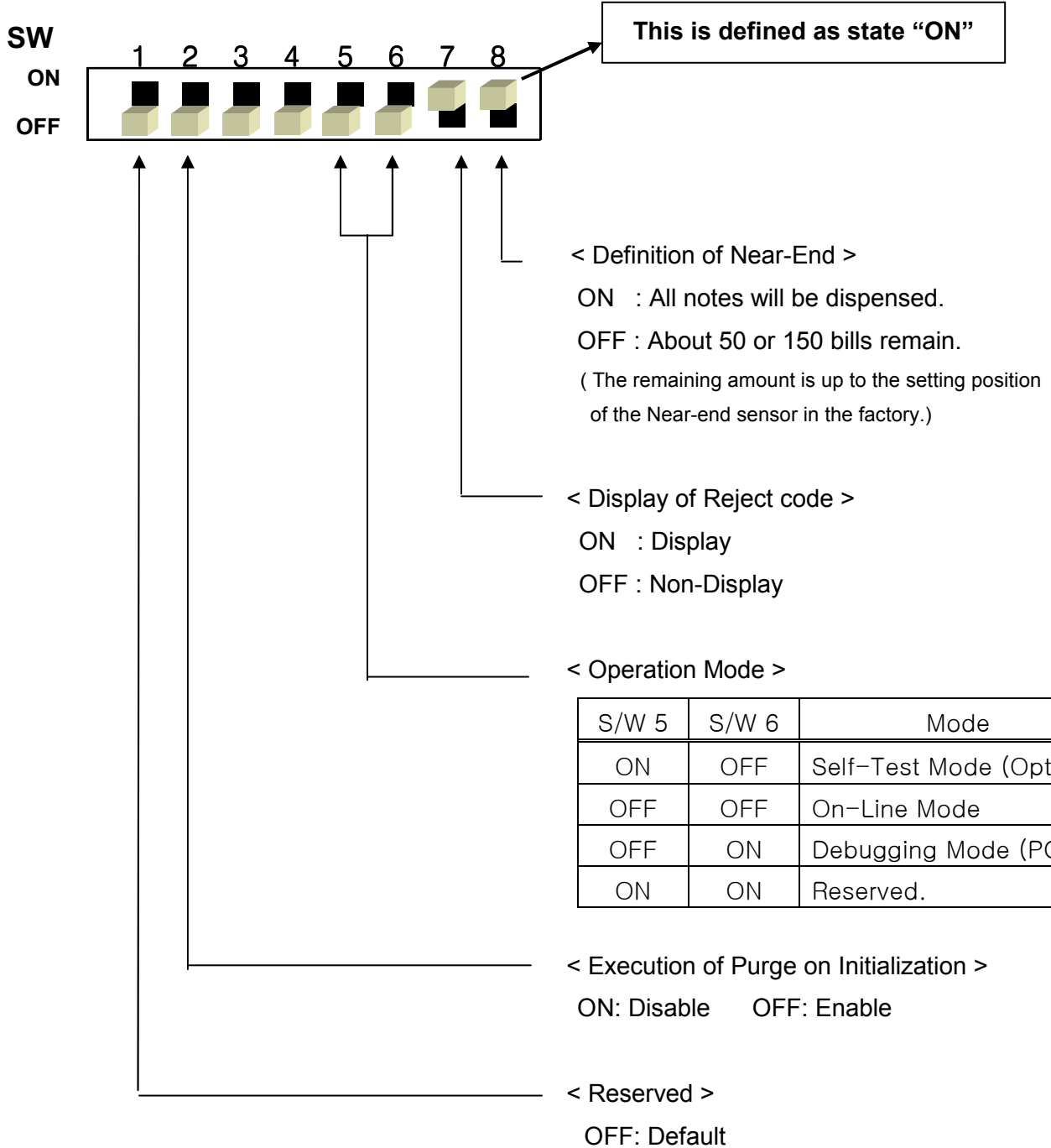
Baud rate	9600 bps
Data bits	8 bits
Parity	No parity
Stop bits	1 stop bit





	DOC NO	MODEL	NAME	REV.	PAGE
	PL-ECDM0100-02	ECDM-100	Product Specification	1.1	9 of 9

#### 4.4 Dip Switch Assignment



**CAUTION!**

*Please turn on power again after changing the Dip Switch.*